




TE PAEPAE O AOTEA

Kia eke atu ki Taupaenui o te tangata
People reaching their full potential



Preparing for your time in New Zealand
STUDENT AND PARENT
PRE-DEPARTURE INFORMATION

Contents Page

Page 3	Welcome to New Zealand
Page 4	Your Region
Page 5	New Zealand Seasons and Climate
Page 6	New Zealand Currency
Page 7	Visa and Immigration
Page 8	Airports
Page 9	What Should You Pack
Page 11	Travel and Insurance
Page 12	The School
Page 13	School Uniform
Page 15	Dates and Timetable
Page 16	Living in New Zealand
Page 17	Getting to School
Page 18	Friends Visiting/Please Ask
Page 19	Final Thoughts
Page 20	Helpful Links



South Taranaki

New Zealand is a special place to visit, travel and study. We have beautiful beaches, lovely forests, snowy mountains, green farmland, interesting cities and towns and friendly, welcoming people.

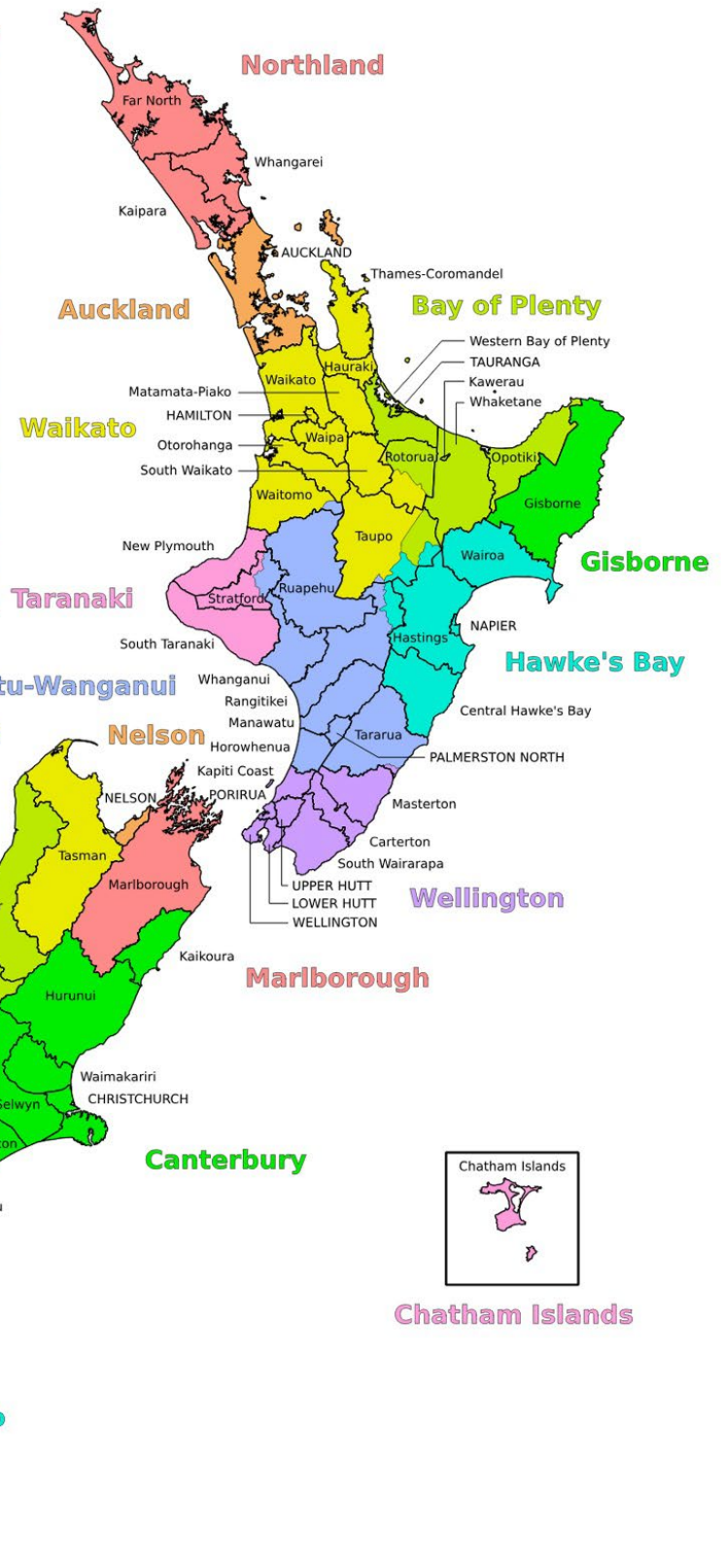
The population of New Zealand is 5.1 million people. English, Māori and New Zealand Sign Language are official languages, although most people speak English.

New Zealand is a popular place for international students. We have an excellent educational system that is recognised around the world.

We are very glad you are coming to New Zealand and spending time in one of our schools. We hope you enjoy your time here, learn something new and make new friends.



Below is a map of New Zealand. Can you find where you will be staying?



Seasons & Climate

In New Zealand

The average New Zealand temperature decreases as you travel south. January and February are our warmest months, and July is our coldest month of the year. A helpful website to check the climate and weather in your region is <https://www.metservice.com/rural/regions/taranaki>



Spring

September – November

Average daytime temperatures 14 – 19°C (59 – 66°F)



Summer

December – February

Average daytime temperatures 18 – 25°C (64 – 77°F)



Autumn

March – May

Average daytime temperatures 14 – 21°C (57 – 70°F)



Winter

June – August

Average daytime temperatures 7 – 14°C (44.6 – 57°F)

The weather in New Zealand can change fast. Be prepared for changes in weather and temperature, particularly if doing outdoor activities.



New Zealand Currency

Banking

- Most New Zealand banks are open from 9.30am to 4.30pm Monday to Friday.
- Automated Teller Machines (ATM's) are widely available at banks, on main shopping streets and in malls.
- International credit cards and ATM cards will work if you have a four-digit PIN code.
- Please check with your bank before leaving home.

Bringing cash into New Zealand

- You can bring cash to New Zealand.
- However, if it is more than NZ\$10,000 in cash you must complete a Border Cash Report.

Currency Exchange

- Foreign currency can easily be exchanged at banks, some hotels and Bureau de Change kiosks which are found in international airports and most city centres.

Currency Values

- Coins have values of 10, 20, 50 cents, \$1 and \$2
- Notes have values of \$5, \$10, \$20, \$50 and \$100

Currency Converter

A helpful website to convert currency is www.xe.com/currencyconverter

What Things Cost

- Meal at a restaurant: \$25-50
- Monthly cell phone plan: \$25-100
- Movie ticket: \$16.50
- Big Mac: \$12



Pocket Money

While you are at the school, you will need approximately \$30 per week for spending money.

For more living costs and other useful information, see the following link:

- <https://www.naumainz.studywithnewzealand.govt.nz/studying-in-nz/before-your-arrival/cost-of-living>



Visa & Immigration

Before travelling to New Zealand, you need to make sure your passport is valid for at least six months after your expected departure date.

- If you are studying for twelve weeks or less, you will need a visitor visa. If you are from a visa-waiver country, you may obtain this on arrival in NZ. If you are not from a visa-waiver country, you must apply for your visitor visa in your home country, as early as possible (at least eight weeks) before your travel date.
- If you are studying for more than twelve weeks, please apply for a student visa at least eight weeks before your departure date.

A helpful website to find out what you need to travel to New Zealand is:

www.immigration.govt.nz/new-zealand-visas/apply-for-a-visa

You can find the list of New Zealand visa waiver countries here:

<https://www.immigration.govt.nz/new-zealand-visas/preparing-a-visa-application/your-journey-to-new-zealand/before-you-travel-to-new-zealand/visa-waiver-countries>

Some visitors to New Zealand can travel here without a visa if they get an NZeTA before they travel.

You can find out more about this and apply here:

<https://www.immigration.govt.nz/new-zealand-visas/visas/visa/nzeta>



Airports

Your flight into New Zealand will be either Auckland or Wellington. The process into the arrival area is the same for both airports.

Complete the New Zealand Traveller Declaration online [here](#). If you don't complete it online, you can complete a Paper Arrival Declaration on board the flight or when you arrive in New Zealand instead.



If you do the paper version, give your Traveller Declaration to the Immigration Officer at Passport Control.



The officer will check your passport, visa and Traveller Declaration card. They may ask you questions like: Where are you going to be staying? Where was your last destination? Do you have any food with you?
Have you visited New Zealand before?



After your passport and visa has been checked you will get an Immigration New Zealand stamp in your passport



Your passport will be returned to you.



Collect your bags from the baggage claim area.



Your bags will go through an x-ray machine and inspectors might look in your bags.



Once you have been cleared by Customs and Biosecurity you will walk through the arrival doors.



Welcome to New Zealand!



You will need to book a domestic flight from your arrival city to New Plymouth Airport. There you will be met by your Host Family or a School Representative. They will take you to your accommodation and settle you in.



What Should You Pack

Below are some items we suggest you pack for your time in New Zealand. Depending on the time of the year you are coming, you will need to bring different things.

Essentials

- Return airline ticket – including flight from New Plymouth to departure airport
- Passport and current visa to study in New Zealand
- Travel/medical insurance policy
- Any medication you take
- Laptop and mobile phone
- Pocket money (if you have money to change into New Zealand dollars, please let your homestay parents / designated caregiver know and they will be able to assist with helping you to do this)
- Adapter plug(s) for electrical items. The electrical supply is 230/240 volts
- A few personal belongings to help your room feel like home

If you are bringing anything valuable (i.e. camera, phone, laptop etc), you **MUST** have copies of the purchase receipt. You will not be able to claim for insurance if you don't have proof of the purchase price.



Spring Summer

If you are coming during our spring and summer months we suggest:

- Swimwear
- Sunhat, sunglasses and sunscreen
- Shorts and/or skirts
- T-shirts and/or short sleeve shirts
- Jumper and/or sweatshirt
- Light raincoat
- Good walking shoes and sandals

Autumn/Winter

Your choice of other clothing and footwear

If you are coming during our autumn and winter months we suggest:

- Warm waterproof jacket
- Jumper and/or sweater
- Long pants and/or jeans
- Long sleeved shirt and/or t-shirt
- Scarf, hat and gloves
- Good walking shoes
- Your choice of other clothing and footwear

Things you Cannot Bring into New Zealand


Some items are not allowed into New Zealand. These include food, plants and animal products.

YOU MUST DECLARE ANY FOOD YOU BRING WITH YOU

These items include:

- Meat
- Eggs
- Dairy Products
- Dried mushroom and fungi
- Honey and honey products
- Seeds for human consumption and processing into food
- Nuts, spices, herbs and un-popped popcorn
- Dried, cooked or preserved fruit and vegetables
- Fresh fruit or vegetables

If you do not declare your items, you will be fined around NZ\$400.00 and the items will be taken from you.



Travel and Medical Insurance

The New Zealand government requires you to have insurance to cover your travel and the cost of medical treatment during your stay in New Zealand. Insurance policies must be approved by the school and must meet the requirements of The Education (Pastoral of Tertiary and International Learners) Code of Practice 2021.

If you go to the doctor while you are in New Zealand, you will need to pay for the visit and then claim the cost back later with your insurance company. Ask the school to help you do this.

Please note that if you have a current medical condition, we MUST know about this for insurance purposes.

To claim on your insurance for lost or stolen items, you must have your proof of purchase.

Getting Insurance

Companies who provide health insurance are:

- Southern Cross: <https://www.scti.co.nz/our-policies/international-student>
- Uni-Care: <https://www.uni-care.org/Policy/NzStudentPlan>
- Student Safe: <https://www.insurancesafenz.com/studentsafe/student-safe-inbound-learners>

Once you have insurance, this must be approved by the school. Please submit the schedule of cover (in English) to the school for checking: **email address:**



booked your
must be approved
Please submit the
(in English) to the
checking: **email**

international@tepaepaeoaotea.school.nz. If no adequate insurance is provided, the school will book a policy and invoice the parents for all costs.



Website and Policies

www.tepaepaeoaotea.school.nz

You can find information on the schools policies for international students here:

[International Student Policies](#)

Code of Practice

When international students come to New Zealand to study, education providers must ensure that students are well informed, safe and properly cared for. In New Zealand we call this 'pastoral care'. Students are entitled to be treated fairly, at all ages and at all levels of education.

To support this, the New Zealand Government has developed the Code — the Education (Pastoral Care of Tertiary and International Learners) Code of Practice 2021.

Information on the Code can be found at: <https://www2.nzqa.govt.nz/international/study-nz-quals/code-international-students/> . See the end of this booklet for more details.

Complaints

The International Education Team is especially set up to look after international students. Our job is to make sure you are happy and successful in your studies.

If you are not satisfied, any complaints should be raised with the school. Please follow this link to take you to our [Complaints Procedures Flowchart](#)

[How-to-make-a-complaint](#)

If you are not satisfied with the outcome of the school's internal complaints


process, you can contact the New Zealand Qualifications Authority (NZQA): <https://www2.nzqa.govt.nz/about-us/contact-us/complaint/>

If your complaint relates to fees or contracts, you can contact the Dispute Resolution Service at Study Complaints: www.studycomplaints.org

Emergency Contacts

Our school's emergency contact number is: +64 27 232 4940 Please call this number if you need help when you're in New Zealand.

Schools and teachers are very good at caring for students from all around the world. Please talk to someone at school about any worries or problems you have. Someone will be able to help you.



School Uniform

During your time at Te Paepae o Aotea, you will need to wear school uniform. You can buy the uniform once you are in New Zealand from NZ Uniforms with the help of the International Administrator/Homestay Coordinator.

The approximate cost of the uniform is \$320 for boys and girls.

Senior Te Paepae o Aotea Uniform requirements

- Students to wear trousers, shorts, skirt or culottes.
- Senior students have the choice of wearing either the polo shirt or Rust blouse/shirt with the blazer.
- Students are to wear plain black or navy-blue socks. Socks cannot be worn with sandals.
- Shoes must be **ALL BLACK** for both closed in shoes and sandals. **No crocs, no slides/scuffs**

Senior Uniform					
					
Te Paepae o Aotea Skirt Navy	Te Paepae o Aotea Culotte Navy	Te Paepae o Aotea Fitted Short Navy	Te Paepae o Aotea Fitted Trousers Navy	Te Paepae o Aotea Short Navy	Te Paepae o Aotea Trousers Navy
					
Te Paepae o Aotea 2023 Polo until 2025	Te Paepae o Aotea Polo Shirt	Te Paepae o Aotea Vest	Te Paepae o Aotea 2023 Hoodie until 2025	Te Paepae o Aotea Hoodie	Te Paepae o Aotea SoftShell Jacket
					
Te Paepae o Aotea SS Blouse Rust	Te Paepae o Aotea LS Blouse Rust	Te Paepae o Aotea SS Shirt Rust	Te Paepae o Aotea LS Shirt Rust	Te Paepae o Aotea Senior Girls Blazer	Te Paepae o Aotea Senior Boys Blazer
					

Optional Uniform Accessories

				
Te Paepae o Aotea Bucket Hat Navy	Te Paepae o Aotea Beanie Navy	Te Paepae o Aotea Cap Navy	Te Paepae o Aotea Scarf Navy/Rust	Te Paepae o Aotea Tie SENIOR STUDENTS ONLY
<ul style="list-style-type: none"> • Bucket hat, beanie, cap and scarf available to all students from NZ Uniforms. Only accessories purchased from NZ Uniforms may be worn. • Students can wear a plain black or navy thermal underneath their uniform. 				

All school uniform items need to be purchased through:



<https://tepaepaeoaotea.nzuniforms.com/>



School Dates - 2027

	START DATE	END DATE
TERM 1	29 January 2027	16 April 2027
TERM 2	3 May 2027	9 July 2027
TERM 3	26 July 2027	24 September 2027
TERM 4	11 Oct 2027	15 Dec 2027

Timetable

2027 TE PAEPAE O AOTEA YEAR 9-10 TIMETABLE					
TIME	MONDAY	TUESDAY	WEDNESDAY	THURSDAY	FRIDAY
9am-9.30am	Whānau Hui / SEL / Huakina Mai				
9.30am-11.15am	English	Mathematics	English	Mathematics	English
11.15am-11.45am	INTERVAL				
11.45am-1.15pm	ILM 1	ILM 2	Community Contribution	ILM 2	ILM 1
1.15pm-1.45pm	LUNCH				
1.45pm-3pm	Community Contribution	Flexi-Time	Mathematics	Flexi-Time	Tuakana Teina

2027 TE PAEPAE O AOTEA SENIOR YEAR 11-13 TIMETABLE					
TIME	Monday	Tuesday	Wednesday	Thursday	Friday
9am – 9:30am:	Whānau Hui	Whānau Hui	Whānau Hui	Whānau Hui	Whānau Hui
9.30am-11.15am	Option 2	Option 5	Option 5	Option 4	Option 4
11:15am – 11:45am	INTERVAL				
11.45am-1.15pm	Option 1	Option 3	Option 2	Option 3	Option 1
1:15pm – 1:45pm	LUNCH				
1.45pm-3.00pm	Option 3	Option 1	Option 4	Option 2	Tuakana Teina



Living in New Zealand

Soon you will be going to school in New Zealand and you will be staying in a house and town or city that will be different from your home country.

To help you settle into your new home in New Zealand here is some information to think about:

Accommodation

While staying at our school you will be living with a homestay family. You will have your own bedroom – this is your private space. Your host family will provide you with warm bedding and towels. You only need to bring your clothes, toiletries and personal items.

We expect your host parents to treat you as part of their own family. You must always let them know where you are and what time you will be home. Spend time talking to the family to practise your English, but also keep in regular contact with your family and friends.

Food At School

- Our school provides school lunches however some students choose to bring their own lunch from home and they pack it in a lunch box. The sort of food students take varies but some food that students take are: sandwiches, sushi, fruit, raisins, muesli bars, yoghurt, biscuits, crackers, sliced raw vegetables, small snack bags of chips or nuts or dried fruit.
- Just remember, food in New Zealand may be different to what you are used to - always try it first, then if you don't like it then it is OK not to eat it again.
- While you are eating your food at school, watch other student's manners. What is OK in your culture may not be in New Zealand. Some New Zealander's think it is rude to burp or slurp, reach in front of others, or eat with your mouth open. Try not to. This is part of learning about another culture. Neither is right or wrong – they are just different.
- There is a cafeteria at our school where you can buy food at lunch time as well.



Getting to School

- After the first day of school, if you are close enough you might walk to school or ride a bike. You might even catch a school bus. Or you might drive in the car with your family.
- We drive on the left side of the road, so if you are crossing a road you need to be very careful— make sure you look both ways! Remember look right first, then left, then right again....then cross the road.
- People living in New Zealand use different ways to get around – walk, bike, skateboard, scooter, car and school bus.



Telephone/Mobile Phone

- If your new house has a landline it is free to call when you call within your town or city that you are living in.
- You need to bring your mobile phone with you or buy one here. You can buy a New Zealand sim card and credit to make calls and send texts.
- At Te Paepae o Aotea you are not permitted to have your phone during the school day. You can give your phone to your Whānau Teacher and collect this at the end of the day.

Friends Visiting

- In New Zealand many students visit their friends after school and in the weekends.
- If you would like to invite a friend to visit your home, please ask their parent/s first and your parent/caregiver to arrange a day and time. It is a good way for your family to meet other New Zealand families too.
- By having friends and going to their houses or having them visit your house, you will widen your cultural experience, improve your English and of course have fun spending more time with your friends.

Please Ask

- If you are not sure about anything, please ask.
- In New Zealand it is a good thing to ask questions. If something upsets you, confuses you or makes you angry please talk with someone at your school. Talking always helps.



Final Thoughts

Congratulations on taking a risk and challenging yourself to travel and stay in a new country and culture.

We wish you a happy and safe time in New Zealand and your new school. We hope you enjoy trying and seeing new things, making new friends, sharing information about you, your country and culture and learning more about New Zealand, its culture and people.



Helpful Links

For many international students and their families, life in New Zealand is quite different to the lives they lead at home. The following links provide useful information about life in New Zealand and will help you prepare for your time in a New Zealand school.

- **Naumai NZ:** <https://naumainz.studyinnewzealand.govt.nz/>

Information and suggestions to help you find your way, connect and explore your new home.

- **Tourism New Zealand:** www.tourismnewzealand.com

Tourism New Zealand's offers some valuable information about tourism opportunities for families while in New Zealand.

- **100% Pure New Zealand:** www.newzealand.com/int/

100% Pure New Zealand offers some valuable suggestions and information about tourism opportunities for families while in New Zealand.

- **Study in New Zealand:** www.studyinnewzealand.govt.nz

The official Government site for advice on studying abroad in New Zealand. This site offers information on a range of courses at universities, institutes and schools. You can also read student stories of real-life experiences and learn important information about the costs of living in New Zealand.

- **Immigration New Zealand's Studying in New Zealand:** www.immigration.govt.nz/new-zealand-visas/options/study

This site offers information about studying in New Zealand, student life and working while studying. This site also offers information about visa options for students and families.

- **NZQA's Studying in New Zealand:** www.nzqa.govt.nz/studying-in-new-zealand

This site offers further information about New Zealand qualifications, secondary school and NCEA, Tertiary education and quality assurance of education in New Zealand.

- **New Zealand Now:** www.newzealandnow.govt.nz

This Government website share information about living, working, studying and investing in New Zealand as well as information about visas, job prospects and the great lifestyle here.

- **Education New Zealand:** www.enz.govt.nz

Education New Zealand (ENZ) raises awareness of New Zealand as a study destination and supports education providers and businesses to export their services and products.

- **Disputes Resolution Scheme:** <https://www.studycomplaints.org>

The DRS supports students to resolve complaints with their education provider.

Submit a complaint query on the NZQA website <https://www2.nzqa.govt.nz/tertiary/the-code/the-code-for-learners/learner-complaints/>

